

SANTORINI SUN BRUSHED 1000



Art.Nr. 053

Oxidative natural oiled surface with fine waves made by hand

Wood species: Hungarian oak from sustainably managed, state-owned forests

ASSORTMENT

RUSTIC

A very lively assortment. Due to the colourfulness and diverse structure of natural wood this quality grade gives a real rustic effect.



NATURE

A slightly quieter assortment. This quality grade preserves the genuineness of wood while showing a more relaxed and uniform picture than the rustic one.



SELECT

Slight variation in colour and structure are showing the finest selection. The solid wood wall panel presents itself uniform and quiet at the highest level.



CERTIFICATIONS

Formaldehyde emission


 Biological
 durability
1. class


 The products of EDELHOLZ
 Kft. comply to the quality
 requirements of the
 European market.

 Materials originated
 from responsible
 forest management.
 (FSC® license number:
 C119075)

WALL PANEL STRUCTURE



TRIPLEX, 3-LAYER STRUCTURE

| | TRIPLEX |
|---|---|
| Structure | 3-layer oak (4,0 mm oak top layer, 6,0 mm oak middle layer, 4,0 mm oak back layer) |
| Installation to wall heating  | Not suitable |
| Wood species | Hungarian oak from sustainably managed, state-owned forests |
| Thickness | 14 mm |
| Width | 140/180/220/240 mm |
| Length | 140 / 180 mm width: 900-2400 (2700) mm 220 / 240 mm width: 1500 – 2400 (2700) mm |
| Length distribution | In fixed length produced, with 300 mm differences within the length range. Length tolerance: +/- 3.00 – 5.00 mm In random lengths delivered, in fair length distribution. |
| Construction | Tongue and groove on all four sides, microbevel on all four sides |
| Assortment | Rustic / Nature / Select |
| Surface treatment | Oxidative natural oil |
| Moisture content | 5 – 9% (according to EN 13 489 standard) |
| Tensile strength | Approx. 2,8 – 3,5 N/mm ² |
| Weight | Approx. 10,5 kg/m ² |
| Installation | Screwing on sub-construction |

WALL COVERING EDGE PROFILES

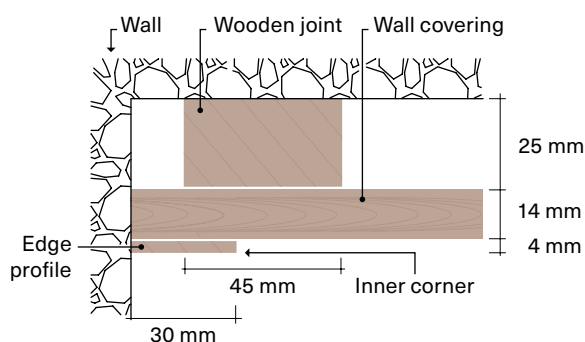
EDGE PROFILE (CEILING OR SIDE WALL)



Same finishing as of the wall panel.

Dimensions: 30×4 mm (special size is available on request)

Length: 1200-2400 mm



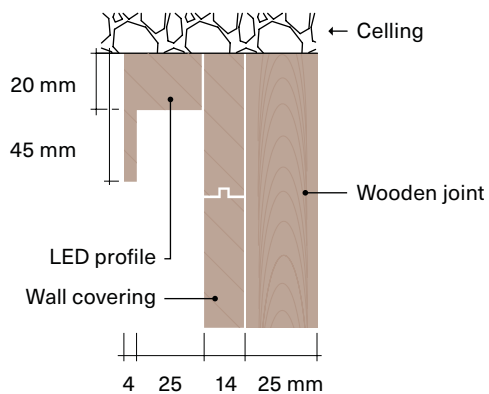
Top view

LED-PROFILE



Made of two pieces. Same finishing as of the wall panel.

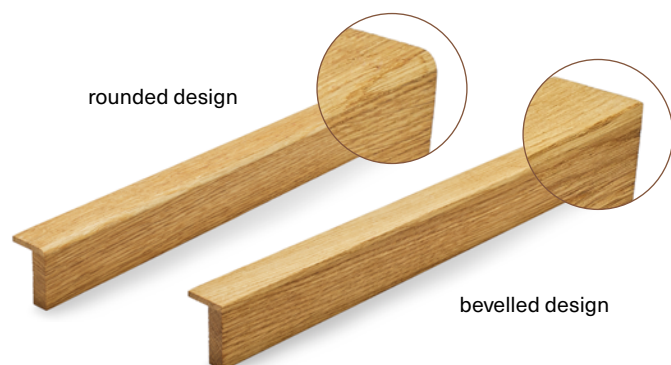
Dimensions: 45×29 mm



Top view

WALL COVERING EDGE PROFILES

L-PROFILE



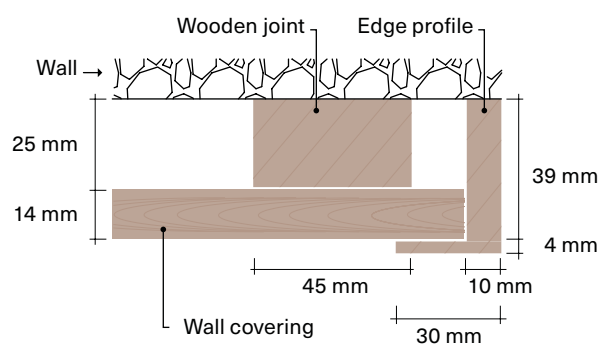
Made of two pieces of wood. Same finishing as of the wand panel.

Dimensions: 30×43 mm

CUT PROFILE



The wall panel is at 90° cut



Top view